

autOmatic

TECHNOLOGY

Smart.
Simple.
Secure.



Designed for Rolling Sheet Doors

Automation made easy

Automatic Technology is **renowned worldwide** for its popularity in the roll-up sheet door market. They offer specialized automation solutions that stand out due to their **exceptional quality** and **reliability**. **Easy to install**, Automatic Technology products are user-friendly and **require minimal side-room**. They come equipped with **state-of-the-art safety features** and utilize **innovative technology**.

A Leader in Automation

With over 30 years of experience, Australian-owned Automatic Technology is a **worldwide leader in garage door and gate remote access systems**. Our Smart- Simple-Secure approach ensures our operators offer easy installation, smooth operation, and secure access. **Our cost-effective garage door openers are sold across the globe** (Europe, Asia, Canada, South Africa, Middle East) and boast a range of innovative features.



Unique in the market

Typical light and medium duty commercial operators can be rough on sheet doors which can cause reliability issues over time. ATA operators are designed specifically for rolling sheet doors and their smooth operation greatly improves the long-term reliability of both door and opener.



Automatically Adjusts to the Door

Automatic Technology operators have the smarts to understand each individual door, from spring tension to guide, track and roller friction. Force margins are automatically calculated at installation and continually updated over the lifetime of the door, with the operator adjusting as the door ages. This allows the operator to function with the door better, increasing long-term reliability and safety.

GET IN TOUCH

800-934-9892

| www.ata-america.com

| sales@ata-america.com

autOmatic
TECHNOLOGY

THREE MODELS COVER MOST NEEDS:

autOmatic
TECHNOLOGY

HIRO



- Max opening Height: 18ft
- Max Door Size: 300 sq. ft.
 - Windlocked 236 sq. ft.
- Battery backup capable
- Smart phone compatibility
- UL 325 approved for residential and commercial.

EASYROLLER14



- Max opening Height: 14ft
- Max Door Size: 180sq. ft.
- Battery backup capable
- Smart phone compatibility
- UL 325 approved for residential and commercial.
- *Industry leading 5 year warranty!*

SHEDMASTER



- Max opening Height: 12ft
- Max Door Size: 177sq. ft.
- Weather resistant housing
- Perfect for exposed perimeter doors of self-storage units.

Latest Technology

Each rolling sheet door opener features secure, reliable transmitters that are fully equipped with Automatic Technology's unique TrioCode technology. This transmits on three frequencies and uses unique encryption protocol for optimal security. This prevents thieves with code-grabbing devices from interfering with the remote's signal and gaining entry to the premises.



Smartphone Compatible

The Hiro opener is smartphone compatible, allowing you to easily and securely connect and control your garage door with nothing but your smartphone. You can open, close, and monitor the door remotely, as well as receive push notifications and real-time alerts with the door has been opened. One hub controls up to 16 openers and full admin control of unlimited users!

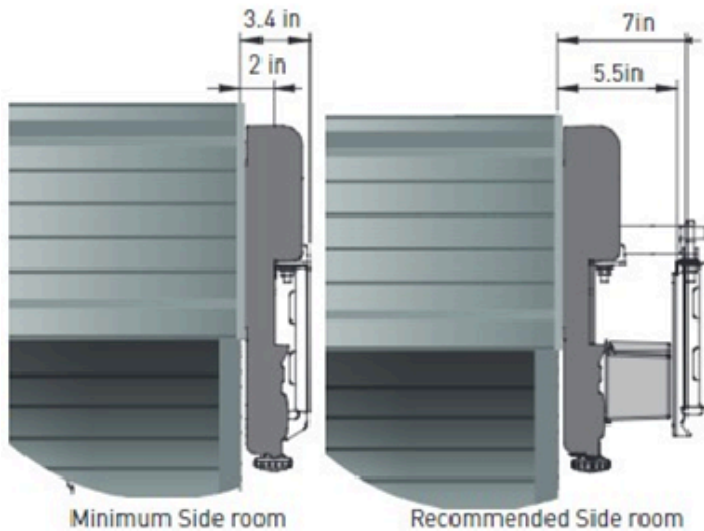
[CLICK HERE TO FIND OUT MORE](#)

QUICK & EASY INSTALLATION

With a little practice, experienced installers are completing jobs in as little as 20 minutes.

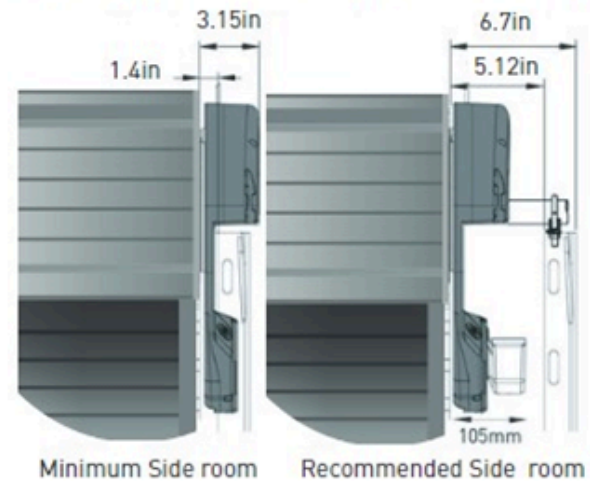
EasyRoller14 Installation

- » Left-hand or right-hand side installation



Hiro Installation

- » Left-hand or right-hand side installation
- » Plug and play Battery back-up with wall mount option



A key difference between Automatic Technology and other operators currently on the market is the quick, safe installation process.

- Automatic Technology operators mount directly to the door shaft and drum wheel – no wall mount and E/O kit required.
- Featuring a slim-fit, self-contained unit, each operator is lightweight enough that it can be installed by just one person, saving time and reducing labor costs.
- Photo-eyes come pre-wired out of the box, while additional accessories like wall buttons, keypads, and Wi-Fi hubs are wireless.
- Battery backup units are a straight-forward plug and play solutions.
- Door limit setting is as simple as manually running the door to the bottom and top positions and then allowing the opener to profile the force margin settings itself.
- If a transmitter is paired with the operator on the ground before adding the unit to the door, once the door is up, the installer can set the limits from the ground using the transmitter – safety first!

GET IN TOUCH

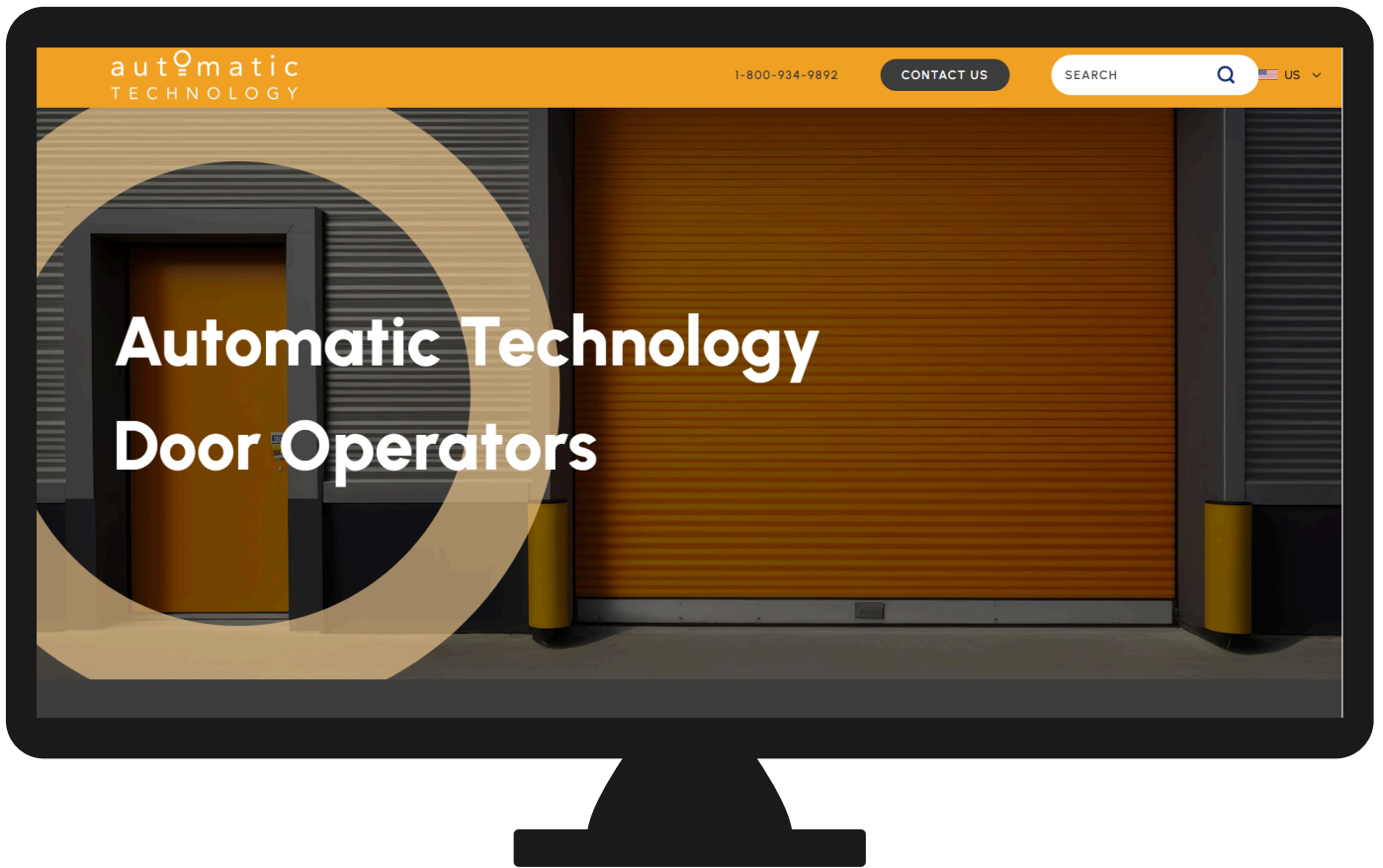
#800-934-9892

| www.ata-america.com

| sales@ata-america.com

autOmatic
TECHNOLOGY

WWW.AUTOMATICTECHNOLOGY.COM



Visit the new Automatic Technology website for product information, manuals, and resources. How-to videos on installation, programming, and accessories are available in both English and Espanol!

FOLLOW US ON OUR SOCIALS:



[Facebook](#)



[LinkedIn](#)



[YouTube](#)

GET IN TOUCH

#800-934-9892 | www.ata-america.com | sales@ata-america.com

autOmatic
TECHNOLOGY